

Style

600 PAGES
OF

FALL FASHION!

**BEST NEW TRENDS &
HOW TO WEAR THEM**

Hilary Swank
**On Style,
Men & Fame**

**DO THEY
REALLY
WORK?**

**19 Miracle Beauty
Products Tested**

**WHAT TO KNOW
BEFORE YOU SHOP**
117 Smart Tricks & Tips

**Your Perfect
Fall Makeup**

151
#BXNCDM *****CAR-RT LOT**C-008
#2867 5658 690#IN 672C#01 Y FEB11
0208 CARISA JAMES
#05792 P00714
1401 MAIN ST
VENICE CA 90291-3717

3 Ways to Wow Brows

Whatever your starting point, one of these arch-amplifying how-to's will bring you up to date



CAMILLA BELLE

SHAPE


If you have naturally dark, thick brows, focus on keeping them manicured. Commit to regular upkeep, ideally by a pro, says Camilla Belle's makeup artist Fiona Stiles. "Find a person you trust, and go for a shaping every few months. Then follow the line at home to keep it clean." Since a dark, dense stray—even a baby one—is obvious, Stiles suggests checking in every night. For a sleek finish, she swears by clear mascara or brow gel. "You'll look put together, even without makeup."



MEGAN FOX

FILL

With the right pencil (and a little patience), anyone can beef up her brows and rock this season's bold look. "If you're a blonde, use a pencil that's one or two shades darker than your brow hair; if you're a brunette, go one or two shades lighter," says makeup pro Damone Roberts, who regularly works with Megan Fox. "First, I brush her brows downward and line the tops with a cocoa pencil. Then I use soft, feathery strokes to create the shape, fill holes, and draw in the ends to emphasize the arches." Last, Roberts brushes her brows back up and sets them with gel.



BEYONCE

TINT

Coloring brows to complement dyed hair is a surefire way to make them more pronounced. But it's a tricky endeavor, which is why it's best to have this done at a salon. "For most blondes, we go with deeper tones because if eyebrows look too pale, they can wash out the face. And if a woman dyes her hair darker, we go lighter in the brows to soften her features," says Roberts, who also works with Beyoncé. "She has naturally dark brown hair, but she wears it in a caramel tone," he says of the star. "So we mix a shade that's in between." Either way, warns Roberts, go to a professional. "Bleaching your own brows can turn them orange, especially on brunettes."

NEVER DYE THEM AT HOME!



Damone Roberts brow pencil in Minx, \$18; damone.roberts.com.

WE'RE GIVING AWAY 100 AT INSTYLE.COM/DEALS

Tweezerman Slant tweezer, \$20; tweezerman.com

Your Hairiest Issues—Solved!

I have curly, unruly brows. Mist hairspray onto a disposable spoolie and brush it through hairs, says makeup pro Gina Brooke. For extra hold, pat some on with your fingers too.

I overplucked. Speed up regrowth by applying prescription Latisse or Rogaine nightly to brows, says dermatologist Neal Schultz. New hairs will begin filling in bare spots in about two weeks.

My dark, thick strands look messy as they grow in. Smooth a bit of concealer over them until they're long enough to tweeze, says Los Angeles makeup artist Robyn Cosio.

I don't know where to end my brows. Align the tip of a pen from the center of your upper lip to the outer corner of your eye, Cosio says. End them at the inner edge of the pen.

Mine are asymmetrical. "Brows are never identical," Brooke says. Instead of tweezing them to match, "pick your better one and fill the other to look similar."


Arch Support

There's a kit for everyone on the OCG (obsessive-compulsive grooming) spectrum



Start simple

This streamlined set comes with a spoolie and scissors—everything you need to whip natural brows into shape. *Sonia Kashuk Beauty for Target Grooming Galore*, \$12, and *Precision Slant tweezers*, \$13 (sold separately); at Target.



Go all the way

For the brow diva: tweezers, brow stencils, brow brush, tinted powder, eye-brightening cream, gel, highlighter, and mascara—all in one case. *Anastasia Beverly Hills Kit for Perfect Brows and Eyes*, \$75 (includes instructional DVD); at Sephora.



A Real Eye Opener

To give **Madonna's** face an instant lift, her makeup artist Gina Brooke tweezes her brows so the arches hit toward the outer corners. "This brings attention up and out as opposed to down," she explains. Next, Brooke fills the brows with a creamy pencil and applies concealer onto the brow bones with her fingers, just underneath the arches, "to make those areas pop."



FILL BROWS
Revlon Color Stay Brow Enhancer, \$9; at drugstores.

ACCENT ARCHES
Hourglass Hidden Corrective concealer, \$32; at Sephora.


Step it up

Want depth and definition too? This compact holds tweezers, pigmented wax (for filling in brows) and powder (for setting them). *Benefit Brow Zings*, \$30; benefitcosmetics.com.



Through Thick And Thin (And Back Again)

Like skirt hems and the Dow, brow shapes fluctuate with the times. So, if you have scrawny ones, never fear—we'll soon be pruning again



'60s
CANDICE BERGEN
Way before *Murphy Brown*, she was an all-American supermodel with all-natural brows.




'70s
FAYE DUNAWAY
She fine-tuned her arches for the movie *Chinatown*, and kept them skinny for years.



'80s
BROOKE SHIELDS
These babies belong in a time capsule, along with the Rubik's Cube and the Betamax.



'90s
PAM ANDERSON
She has never been afraid to raise eyebrows—or get busy with a pair of tweezers on her own.



NOW
KEIRA KNIGHTLEY
Sure, she cinched in her waist for period dramas. But her brows are modern and full-bodied.